



### TrueCore Platform

- Audio Exchange (requires bilateral fitting)
- 48 signal processing channels
- 20 gain handles
- Binaural signal processing synchronization
- Volume and program coupling
- 6 programs

### Hardware

- RIC technology  
(45dB, 60dB, 70dB, 75dB external receivers)
- 312 battery
- Rocker switch
- Telecoil
- Autophone
- SecureTec protection (IP67 rating)

### TrueCore Speech

- Directional iLock (premium performance)
- iFocus 360
- HD Directionality (3 steps and on/off)
- HD Bandwidth (10 kHz)
- Feedback Preventer
- Bandwidth Compression

### Smart Set & Go

- Smart Automatic Equalizer (premium performance)
- Smart Automatic Acclimatization (premium performance)
- Automatic Classifier (premium performance)
- Data logging

### Sound Comfort and Convenience

- Voice Ranger
- Reverb Reducer
- XPhone
- Music Enhancer
- Smart Remote App (provides the main functionality of the Smart Remote with just an app)
- Noise Management (premium performance)
- Sound Smoothing (premium performance)
- Wind Noise Cancellation
- Omni Sound Locator
- Microphone-pattern adjustment  
(Smart Connect App recommended)

### Accessories

- CROS RIC
- Smart Remote
- Smart Connect (for Bluetooth connection with cell phones and stereo audio streaming)
- Smart Connect App (requires Smart Connect)
- Transmitter (requires Smart Connect)
- Speech Connect (requires Smart Connect)
- Smart Power charger
- Wired programming with 312-programming-adaptor
- Wireless programming with Connexlink™

# [KS 7.0]

.....  
Data Sheet  
.....

www.rexton.com

**REXTON** 

# KS 7.0 · Technical Data

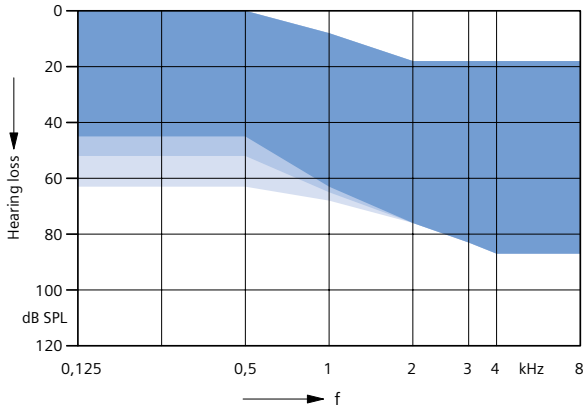
Type	S-Receiver		M-Receiver	
				
	2 ccm coupler	Ear simulator	2 ccm coupler	Ear simulator
Output sound pressure level				
at 1.6 kHz	-	109 dB SPL	-	122 dB SPL
Peak	108 dB SPL	119 dB SPL	119 dB SPL	129 dB SPL
HFA-OSPL 90	102 dB SPL	-	114 dB SPL	-
Gain				
Full on gain (FOG) at 1.6 kHz	-	43 dB	-	55 dB
Full on gain (peak)	45 dB	56 dB	60 dB	70 dB
HFA-FOG	37 dB	-	50 dB	-
Reference test gain	25 dB	34 dB	37 dB	47 dB
Frequency, noise and directivity				
Frequency range	100 - 10000 Hz	100 - 10500 Hz	100 - 8800 Hz	100 - 10000 Hz
Equivalent input noise	18 dB SPL	22 dB SPL	19 dB SPL	23 dB SPL
Total harmonic distortion at 500 / 800 / 1600 Hz	1 / 1 / 1 %	1 / 1 / 2 %	1 / 1 / 2 %	1 / 3 / 3 %
AI-DI	3.8 dB		3.8 dB	
Inductive coil sensitivity				
MASL (1 mA/m) at 1.6 kHz	-	75 dB SPL	-	85 dB SPL
HFA MASL (1 mA/m)	68 dB SPL	-	80 dB SPL	-
HFA SPLITS (left/right)	84 / 84 dB SPL	-	96 / 96 dB SPL	-
RSETS (left/right)	-1 / -1 dB SPL	-	-1 / -1 dB SPL	-
Battery				
Battery voltage	1.3 V		1.3 V	
Battery current drain	0.9 mA		1.0 mA	
Battery life (cell zinc air)	~130 h		~120 h	
Battery life (rechargeable)	up to 16 h		-	
IRIL IEC 118-13:2011 (bystander)				
800-960 MHz	<-6 dB SPL		<-6 dB SPL	
1400-2000 MHz	<-24 dB SPL		<-24 dB SPL	
ANSI C63.19	M4 / T4		M4 / T4	

# KS 7.0 · Technical Data

Type	P-Receiver		HP-Receiver	
				
	2 ccm coupler	Ear simulator	2 ccm coupler	Ear simulator
Output sound pressure level				
at 1.6 kHz	-	128 dB SPL	-	137 dB SPL
Peak	124 dB SPL	134 dB SPL	130 dB SPL	138 dB SPL
HFA-OSPL 90	120 dB SPL	-	124 dB SPL	-
Gain				
Full on gain (FOG) at 1.6 kHz	-	70 dB	-	82 dB
Full on gain (peak)	70 dB	80 dB	75 dB	82 dB
HFA-FOG	63 dB	-	68 dB	-
Reference test gain	43 dB	53 dB	48 dB	62 dB
Frequency, noise and directivity				
Frequency range	100 - 7800 Hz	100 - 8100 Hz	100 - 7500 Hz	250 - 5200 Hz
Equivalent input noise	18 dB SPL	21 dB SPL	18 dB SPL	12 dB SPL
Total harmonic distortion at 500 / 800 / 1600 Hz	2 / 2 / 1 %	3 / 3 / 2 %	1 / 2 / 1 %	1 / 1 / 1 %
AI-DI	3.8 dB		3.8 dB	
Inductive coil sensitivity				
MASL (1 mA/m) at 1.6 kHz	-	100 dB SPL	-	114 dB SPL
HFA MASL (1 mA/m)	91 dB SPL	-	99 dB SPL	-
HFA SPLITS (left/right)	102 / 102 dB SPL	-	107 / 107 dB SPL	-
RSETS (left/right)	-1 / -1 dB SPL	-	-1 / -1 dB SPL	-
Battery				
Battery voltage	1.3 V		1.3 V	
Battery current drain	1.0 mA		1.1 mA	
Battery life (cell zinc air)	~120 h		~110 h	
Battery life (rechargeable)	-		-	
IRIL IEC 118-13:2011 (bystander)				
800-960 MHz	<-6 dB SPL		<-6 dB SPL	
1400-2000 MHz	<-24 dB SPL		<-24 dB SPL	
ANSI C63.19	M4 / T4		M4 / T4	

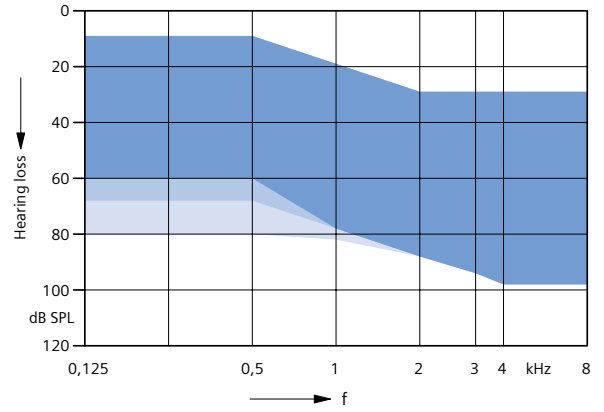
# Fitting Range

## S-Receiver



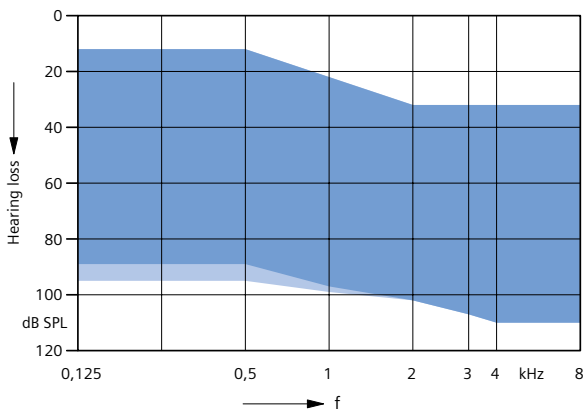
Open Click Domes  
 +  Closed Click Domes  
 +  +  Click Mold (no vent)

## M-Receiver



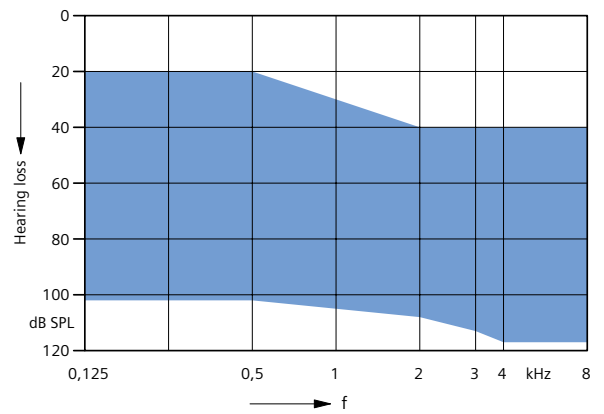
Open Click Domes  
 +  Closed Click Domes  
 +  +  Click Mold (no vent)

## P-Receiver



Double Click Domes  
 +  Click Mold (no vent)

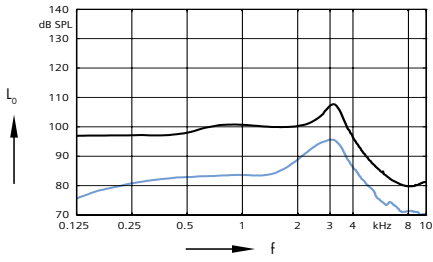
## HP-Receiver



Custom Shell (no vent)

# S-Receiver (Closed Click Dome) · Basic Data

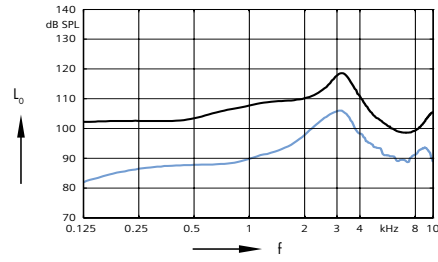
## 2 ccm coupler



Output sound pressure level  
( $L_i = 90$  dB)

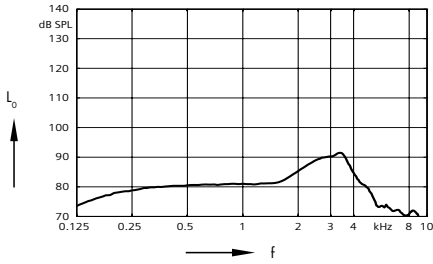
Full on gain  
( $L_i = 50$  dB)

## Ear simulator

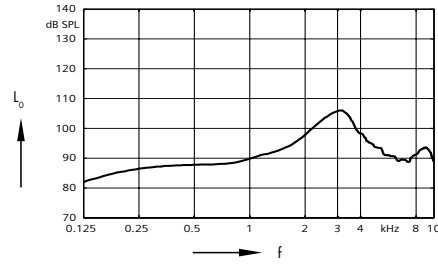


Output sound pressure level  
( $L_i = 90$  dB)

Full on gain  
( $L_i = 50$  dB)

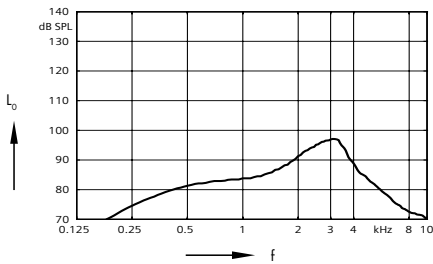


Frequency response  
( $L_i = 60$  dB)

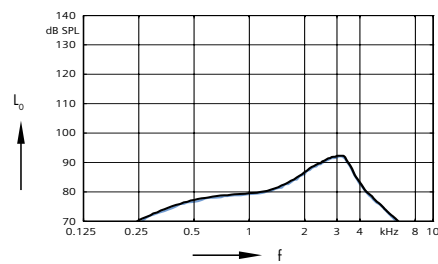


Basic acoustic response  
( $L_i = 60$  dB)

## Inductive response



Inductive response  
( $H = 10$  mA/m)

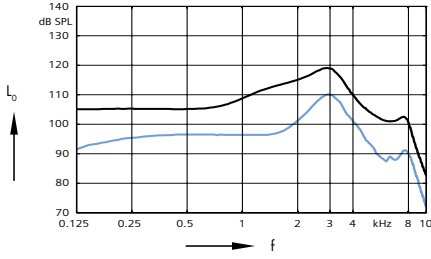


SPLITs curve left  
( $H = 31.6$  mA/m)

SPLITs curve right  
( $H = 31.6$  mA/m)

# M-Receiver (Closed Click Dome) · Basic Data

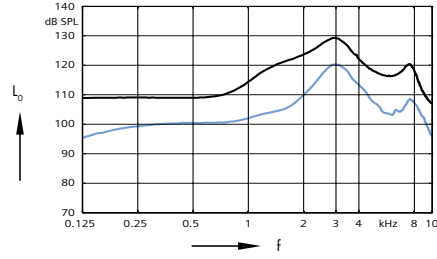
## 2 ccm coupler



Output sound pressure level  
( $L_1 = 90$  dB)

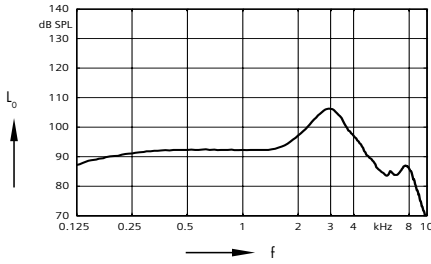
Full on gain  
( $L_1 = 50$  dB)

## Ear simulator

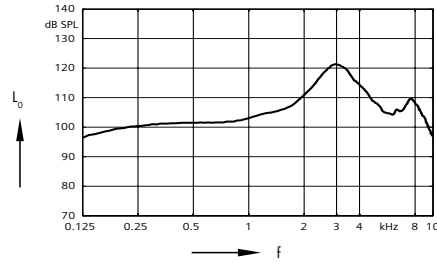


Output sound pressure level  
( $L_1 = 90$  dB)

Full on gain  
( $L_1 = 50$  dB)

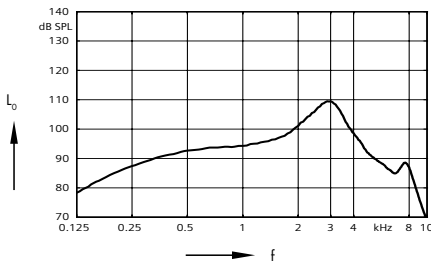


Frequency response  
( $L_1 = 60$  dB)

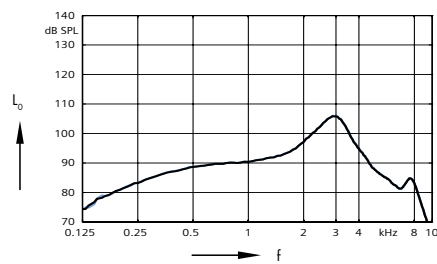


Basic acoustic response  
( $L_1 = 60$  dB)

## Inductive response



Inductive response  
( $H = 10$  mA/m)

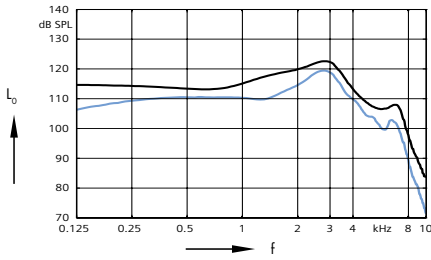


SPLITs curve left  
( $H = 31.6$  mA/m)

SPLITs curve right  
( $H = 31.6$  mA/m)

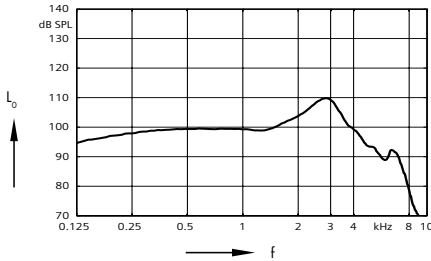
# P-Receiver (Click mold) · Basic Data

## 2 ccm coupler



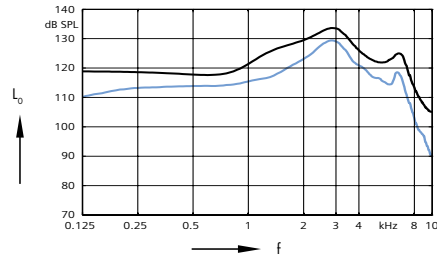
Output sound pressure level  
( $L_i = 90$  dB)

Full on gain  
( $L_i = 50$  dB)



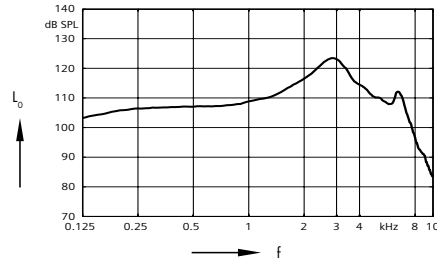
Frequency response  
( $L_i = 60$  dB)

## Ear simulator



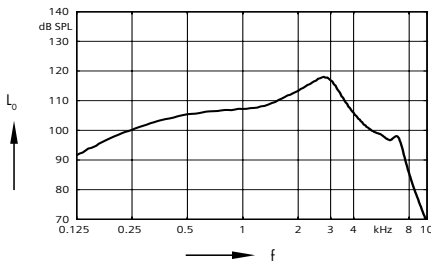
Output sound pressure level  
( $L_i = 90$  dB)

Full on gain  
( $L_i = 50$  dB)

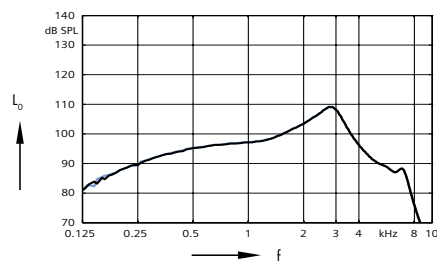


Basic acoustic response  
( $L_i = 60$  dB)

## Inductive response



Inductive response  
( $H = 10$  mA/m)

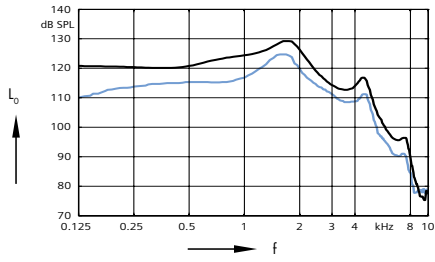


SPLITs curve left  
( $H = 31.6$  mA/m)

SPLITs curve right  
( $H = 31.6$  mA/m)

# HP-Receiver (Custom Shell) · Basic Data

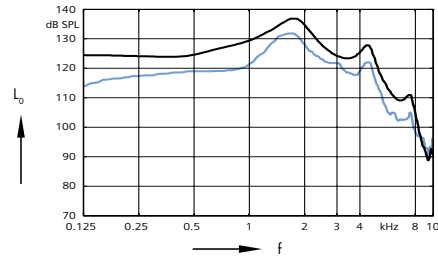
## 2 ccm coupler



Output sound pressure level  
( $L_i = 90$  dB)

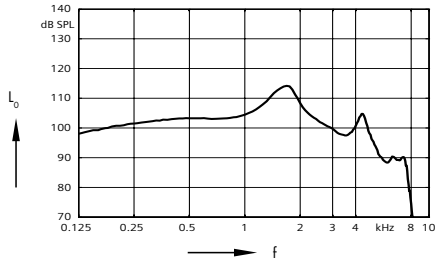
Full on gain  
( $L_i = 50$  dB)

## Ear simulator

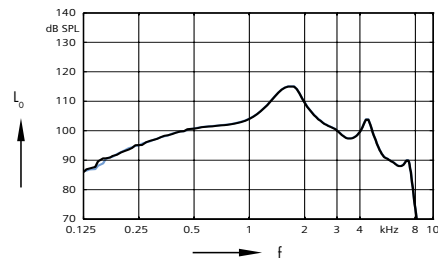


Output sound pressure level  
( $L_i = 90$  dB)

Full on gain  
( $L_i = 50$  dB)

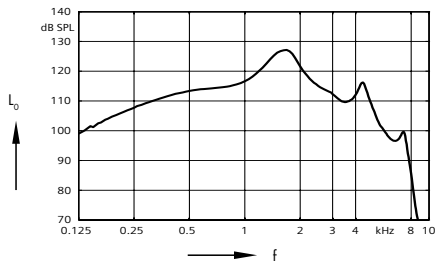


Frequency response  
( $L_i = 60$  dB)

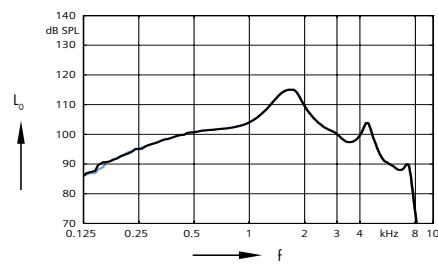


Basic acoustic response  
( $L_i = 60$  dB)

## Inductive response



Inductive response  
( $H = 10$  mA/m)



SPLITs curve left  
( $H = 31.6$  mA/m)

SPLITs curve right  
( $H = 31.6$  mA/m)





# [KS 7.0]

## Abbreviations and Standards

### Abbreviations

The following abbreviations are used in this datasheet:

OSPL	Output Sound Pressure Level
HFA	High Frequency Average
FOG	Full-On Gain
MASL	Magneto Acoustical Sensitivity Level
SPLITS	Coupler SPL for an Inductive Telephone Simulator
RSETS	Relative Equivalent Telephone Sensitivity
AI-DI	Articulation Index - Directivity Index
IRIL	Input Related Interference Level
RTF	Reference Test Frequency

### Standards

- ▶ All measurements with the 2 ccm coupler were performed according to ANSI S3.22-2009 and IEC 60118-7:2005 if applicable.
- ▶ All measurements with an ear simulator were performed according to IEC 118-0/A1 and to DIN 45605 (frequency range) if applicable.
- ▶ The following ear pieces were used:
  - S-Receiver Unit and M-Receiver Unit: Closed Click Dome
  - P-Receiver Unit: Click Mold
  - HP-Receiver Unit: Custom Shell

The information in this document contains general descriptions of the technical options available, which do not always have to be present in individual cases and are subject to change without prior notice.

The required features should therefore be specified in each individual case at the time of conclusion of the respective contract.

#### WARNING

Choking hazard posed by small parts.

- ▶ This instrument is not intended for the fitting of infants, children under 3 years or persons of mental incapacity.

#### WARNING

Instrument has an output sound pressure level of 132 dB SPL or more. Risk of impairing the residual hearing of the user.

- ▶ Take special care when fitting this instrument.