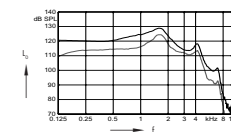


Type	P-Receiver		HP-Receiver	
				
	2 ccm coupler	Ear simulator	2 ccm coupler	Ear simulator
Output sound pressure level at 1.6 kHz				
Peak	124 dB SPL	128 dB SPL	130 dB SPL	137 dB SPL
HFA-OSPL 90	119 dB SPL	-	123 dB SPL	-
Gain				
Full on gain (FOG) at 1.6 kHz	-	70 dB	-	82 dB
Full on gain (peak)	70 dB	80 dB	75 dB	82 dB
HFA-FOG	63 dB	-	68 dB	-
Reference test gain	42 dB	53 dB	46 dB	62 dB
Frequency, noise and directivity				
Frequency range	100 - 7500 Hz	100 - 8100 Hz	100 - 7300 Hz	250 - 6100 Hz
Equivalent input noise	18 dB SPL	21 dB SPL	16 dB SPL	12 dB SPL
Total harmonic distortion at 500 / 800 / 1600 / 3200 Hz	1 / 2 / 1 / 1 %	3 / 4 / 2 / - %	1 / 2 / 1 / 1 %	2 / 2 / 1 / - %
AIDI	4.0 dB		4.0 dB	
Inductive coil sensitivity				
MASL (1 mA/m) at 1.6 kHz	-	-	-	-
HFA MASL (1 mA/m)	-	-	-	-
HFA SPLITS (left/right)	-	-	-	-
RSETS (left/right)	-	-	-	-
HFA SPLIV	-	-	-	-
Battery				
Battery voltage	1.25 V		1.25 V	
Battery current drain	1.3 mA	1.3 mA	1.3 mA	1.3 mA
Battery life (cell zinc air)	-	-	-	-
Battery life (rechargeable)	-	-	-	-
IRIL IEC 60118-3:2016 Ed. 4.0				
700-960 MHz (rating)	user		user	
1400-2000 MHz (rating)	user		user	
2000-2700 MHz (rating)	user		user	
ANSI C63.19:2011				
800-950 MHz (rating)	M4		M4	
1600-2500 MHz (rating)	M4		M4	

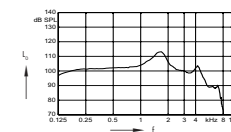
¹MASL= Magneto Acoustical Sensitivity Level
²HFA= High Frequency Average
³SPLITS=Coupler SPL for an Inductive Telephone Simulator
⁴RSETS=Relative Simulated Equivalent Telephone Sensitivity
⁵IRIL=Input Related Interference Level

HP-Receiver (Custom Shell) • Basic Data

2 ccm coupler

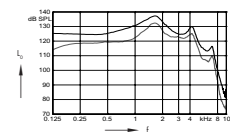


Output sound pressure level
 L_p
 Full on gain
 $L_i = 90$ dB
 Full on gain
 $L_i = 50$ dB

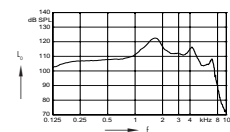


Frequency response
 L_p
 $L_i = 60$ dB





Ear simulator



Output sound pressure level
 L_p
 Full on gain
 $L_i = 90$ dB
 Full on gain
 $L_i = 50$ dB



Basic acoustic response
 L_p
 $L_i = 60$ dB

Type	S-Receiver		M-Receiver	
				
	2 ccm coupler	Ear simulator	2 ccm coupler	Ear simulator
Output sound pressure level at 1.6 kHz				
Peak	108 dB SPL	109 dB SPL	119 dB SPL	129 dB SPL
HFA-OSPL 90	101 dB SPL	-	113 dB SPL	-
Gain				
Full on gain (FOG) at 1.6 kHz	-	43 dB	-	55 dB
Full on gain (peak)	45 dB	56 dB	60 dB	70 dB
HFA-FOG	37 dB	-	50 dB	-
Reference test gain	24 dB	34 dB	36 dB	48 dB
Frequency, noise and directivity				
Frequency range	100 - 10000 Hz	100 - 10000 Hz	100 - 9400 Hz	100 - 10000 Hz
Equivalent input noise	19 dB SPL	20 dB SPL	19 dB SPL	23 dB SPL
Total harmonic distortion at 500 / 800 / 1600 / 3200 Hz	1 / 1 / 1 / 1 %	1 / 1 / 2 / - %	1 / 2 / 1 / 1 %	2 / 3 / 2 / - %
AIDI	4.0 dB		4.0 dB	
Inductive coil sensitivity				
MASL (1 mA/m) at 1.6 kHz	-	-	-	-
HFA MASL (1 mA/m)	-	-	-	-
HFA SPLITS (left/right)	-	-	-	-
RSETS (left/right)	-	-	-	-
HFA SPLIV	-	-	-	-
Battery				
Battery voltage	1.25 V		1.25 V	
Battery current drain	1.2 mA	1.2 mA	1.4 mA	1.4 mA
Battery life (cell zinc air)	-	-	-	-
Battery life (rechargeable)	-	-	-	-
IRIL IEC 60118-3:2016 Ed. 4.0				
700-960 MHz (rating)	user		user	
1400-2000 MHz (rating)	user		user	
2000-2700 MHz (rating)	user		user	
ANSI C63.19:2011				
800-950 MHz (rating)	M4		M4	
1600-2500 MHz (rating)	M4		M4	

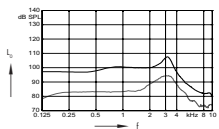
¹MASL= Magneto Acoustical Sensitivity Level
²HFA= High Frequency Average
³SPLITS=Coupler SPL for an Inductive Telephone Simulator
⁴RSETS=Relative Simulated Equivalent Telephone Sensitivity
⁵IRIL=Input Related Interference Level

Adore Li RIC

ANSI S3.22-2014

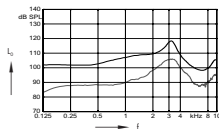
S-Receiver (Closed Click Dome) • Basic Data

2 ccm coupler

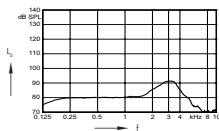


Output sound pressure level
($L_i = 90$ dB)
Full on gain
($L_i = 50$ dB)

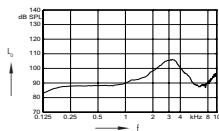
Ear simulator



Output sound pressure level
($L_i = 90$ dB)
Full on gain
($L_i = 50$ dB)



Frequency response
($L_i = 60$ dB)



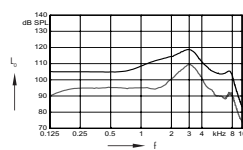
Basic acoustic response
($L_i = 60$ dB)

Adore Li RIC

ANSI S3.22-2014

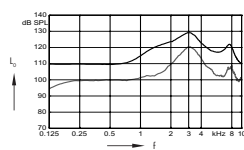
M-Receiver (Closed Click Dome) • Basic Data

2 ccm coupler

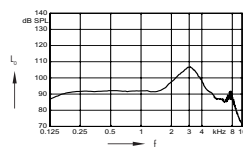


Output sound pressure level
($L_i = 90$ dB)
Full on gain
($L_i = 50$ dB)

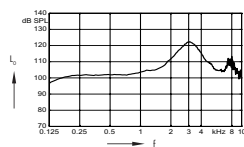
Ear simulator



Output sound pressure level
($L_i = 90$ dB)
Full on gain
($L_i = 50$ dB)



Frequency response
($L_i = 60$ dB)



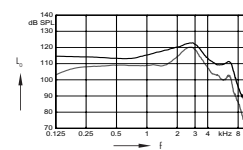
Basic acoustic response
($L_i = 60$ dB)

Adore Li RIC

ANSI ANSI S3.22-2014

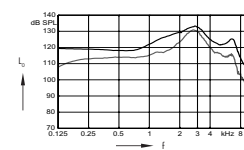
P-Receiver (Closed Mold) • Basic Data

2 ccm coupler

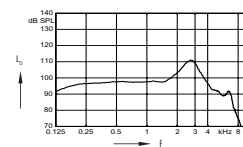


Output sound pressure level
($L_i = 90$ dB)
Full on gain
($L_i = 50$ dB)

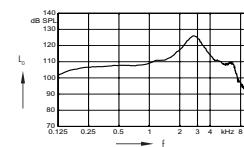
Ear simulator



Output sound pressure level
($L_i = 90$ dB)
Full on gain
($L_i = 50$ dB)



Frequency response
($L_i = 60$ dB)



Basic acoustic response
($L_i = 60$ dB)